



**MIR
AKHTER
HOSSAIN LTD.**
Engineers & Builders


Mir Akhter Hossain Limited


Unaudited Financial Statements

As at and for the half year ended 31 December 2022

MIR AKHTER HOSSAIN LIMITED
Consolidated Statement of Financial Position (Unaudited)
As at 31 December 2022

		DECEMBER 2022	JUNE 2022
Assets			
Non-current assets			
Property, plant and equipment	5A	4,331,009,417	4,231,774,119
Investment in Joint Venture		13,394,880,733	12,527,764,529
Investment in Projects	6	567,339,825	567,327,053
		18,293,229,975	17,326,865,701
Current assets			
Security Deposits (Retention Money)	7	763,070,569	742,961,003
Advances, and prepayments	8A	780,844,238	755,496,357
Advance income tax net of tax provision	9	51,764,542	51,764,542
Investment in Share		33,057,440	-
Inventories	10	4,454,371,995	4,300,622,931
Cash and cash equivalents	11A	606,241,517	1,111,294,134
		6,689,350,301	6,962,138,968
Total assets		24,982,580,277	24,289,004,669
Equity and liabilities			
Shareholders' equity			
Share capital	12	1,207,715,470	1,207,715,470
Share premium		1,042,284,530	1,042,284,530
Revaluation Reserve	13	107,539,881	107,539,881
Non Controlling Interest	14B	182,306	164,536
Retained earnings	14A	3,384,920,723	3,400,780,732
		5,742,642,910	5,758,485,149
Non-current liabilities			
Deffered tax liability		3,325,976	3,325,976
Long term loan		14,091,437,212	13,581,586,040
		14,094,763,188	13,584,912,015
Current liabilities			
Short term Loan (Current portion of long-term loan)		4,848,105,891	4,779,552,912
Deferred LC		75,712,050	88,082,843
Provision for Tax		201,209	-
Unclaimed Dividend Account		613,287	691,232
Accounts Payable		220,541,742	77,280,518
		5,145,174,179	4,945,607,505
Total liability		19,239,937,367	18,530,519,520
Total equity and liabilities		24,982,580,277	24,289,004,669


Managing Director


Director



Chief Financial Officer



Company Secretary


January 29, 2023

MIR AKHTER HOSSAIN LIMITED
Consolidated Statement of Profit or Loss and Other Comprehensive Income (Unaudited)
For the period from 01 July 2022 to 31 December 2022

	JULY 2022 TO DECEMBER 2022	JULY 2021 TO DECEMBER 2021	OCTOBER TO DECEMBER 2022	OCTOBER TO DECEMBER 2021
Revenue	1,309,815,393	1,490,320,377	453,851,349	680,178,090
Cost of execution of the contract	(936,492,288)	(1,059,915,852)	(310,328,882)	(485,605,985)
Gross profit	373,323,105	430,404,525	143,522,467	194,572,105
General and administration expenses	(66,364,421)	(75,606,985)	(24,535,887)	(38,565,315)
Profit from operations	306,958,684	354,797,540	118,986,580	156,006,790
Non-operating income	12,545,995	9,088,588	12,545,995	9,088,588
Interest expenses	(213,763,579)	(198,295,370)	(98,423,163)	(90,795,306)
Profit before tax and WPPF	105,741,100	165,590,758	33,109,412	74,300,072
Contribution to WPPF	(5,163,426)	(7,887,250)	(1,641,331)	(3,540,020)
Profit before tax from own construction business	100,577,675	157,703,508	31,468,081	70,760,052
Tax expense				
Current	(89,471,523)	(115,375,892)	(29,927,732)	(58,655,408)
Deferred	-	-	-	-
Total Tax expense	(89,471,523)	(115,375,892)	(29,927,732)	(58,655,408)
Profit after tax from own construction business	11,106,152	42,327,616	1,540,350	12,104,644
Profit after tax from Joint Venture	114,016,043	144,601,722	90,507,973	107,592,389
Total net profit after tax for the year	125,122,195	186,929,338	92,048,323	119,697,033
Total comprehensive income for the year	125,122,195	186,929,338	92,048,323	119,697,033
Total comprehensive income attributable to:	125,122,195	186,929,338	92,048,323	119,697,033
Mir Akhter Hossain Limited	125,129,425	186,929,442	92,051,983	119,697,134
Non-Controlling Interest	(7,230)	(104)	(3,661)	(101)
Basic earnings per share	1.04	1.55	0.76	0.99


Managing Director


Company Secretary


Director



Chief Financial
Officer

January 29, 2023

MIR AKHTER HOSSAIN LIMITED
Consolidated Statement of changes in equity
FOR THE PERIOD FROM 01 JULY 2022 TO 31 DECEMBER 2022

Particulars	Share Capital	Share Premium	Retained Earnings	Revaluation Reserve	Non-Controlling Interest	Total reserve and surplus	Total
	Taka		Taka			Taka	Taka
Balance as at 01 July 2021	1,207,715,470	1,042,284,530	3,197,938,270	107,539,881	173,984	3,305,652,136	5,555,652,136
Cash Dividend Paid			(150,964,434)			(150,964,434)	(150,964,434)
Profit after tax for the year 30 June 2022	-	-	78,921,099	-	-	78,921,099	78,921,099
Profit after tax from Joint Venture	-	-	274,876,349	-	-	274,876,349	274,876,349
NCI Portion of Loss in Subsidiary	-	-	9,448	-	(9,448)	-	-
Balance as at 30 June 2022	1,207,715,470	1,042,284,530	3,400,780,732	107,539,881	164,536	3,508,485,150	5,758,485,150
Balance as at 01 July 2022	1,207,715,470	1,042,284,530	3,400,780,732	107,539,881	164,536	3,508,485,150	5,758,485,150
Profit after tax for the period ended 31 December 2022			11,106,152			11,106,152	11,106,152
Prior year adjustment			9,975,000		25,000	10,000,000	10,000,000
Profit after tax from Joint Venture			114,016,043			114,016,043	114,016,043
NCI Portion of Loss in Subsidiary			7,230		(7,230)	0	0
Dividend			(150,964,434)			(150,964,434)	(150,964,434)
Balance as at 31 December 2022	1,207,715,470	1,042,284,530	3,384,920,723	107,539,881	182,306	3,492,642,910	5,742,642,911


Managing Director


Mahabubea Nasir
Director


Chief Financial Officer


Company Secretary

January 29, 2023